

# GAMMON

## GAMMON TECHNICAL PRODUCTS, INC.

P.O. BOX 400 - 2300 HWY 34  
MANASQUAN, N.J. 08736

PHONE 732-223-4600

FAX 732-223-5778

EMAIL [gammontech@gammontech.com](mailto:gammontech@gammontech.com)

## AMETEK HUNTER SPRING STATIC BONDING REEL

**BULLETIN 54**  
**(3-10)**

## Static Bonding Reels

### FEATURES

- ◆ For heavy-duty applications
- ◆ Automatic retraction
- ◆ Weather resistant finish
- ◆ 100 amp alligator clamp termination

### DESCRIPTION

Static Bonding Reels provide the automatic retraction and compact storage of 50, 75, and 100 foot cable and clamp assemblies.

Designed to function under extreme environmental conditions, the 50 and 75 foot cable length models meet USAF specification MIL-R-83232B.

A patented latching mechanism holds the cable at any desired length. A slight pull on the cable releases the mechanism causing retraction. Retraction need not be attended. The retraction speed is automatically governed by a special brake assembly designed to limit the retraction speed from two to seven feet per second. Steel components and a cantilever-type frame, which support the reel assembly, are designed to function under the most adverse conditions. Baked-on MIL spec red finish and gasketed drum construction protect operating parts from corrosion. Bearing surfaces are permanently lubricated.



### SPECIFICATIONS

#### CABLE LENGTH

Model ML-2930-15 50 feet  
Model ML-2930-14 75 feet  
Model ML-3416-2 100 feet

#### CABLE DIAMETER

See the back of this page to select the different cable options.

#### CABLE CLAMP

See the back of this page to select the different cable clamp options.

**ELECTRICAL RESISTANCE:** 10 ohms maximum between clamp and mounting base on all 3 models

**LIFE CYCLE:** Tested to 5,000 cycles

**CABLE RETRACTION SPEED:** 2-7 ft./sec.

**FINISH:** Conforms to MIL-Std 808, red paint, Film Designation DG

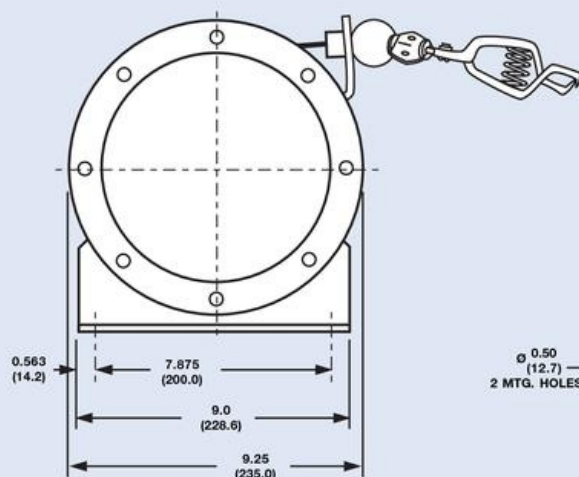
**PACKAGING:** Conforms to MIL-P 726, Unit Pack-Level A, Shipping Pack-Level B

**OPERATING TEMPERATURE RANGE:** -65° to 125° F

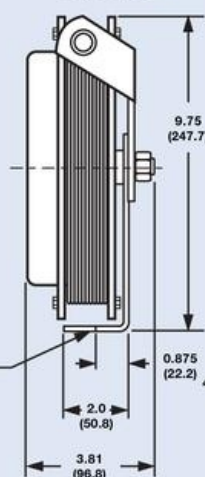
**STORAGE TEMPERATURE RANGE:** -80° to 160° F

### DIMENSIONS

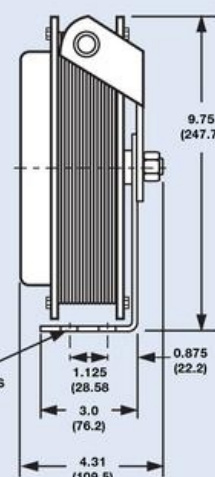
IN  
(MM)



MODELS ML-2930-15  
& ML-2930-14



MODEL ML-3416-2



COMBINED CABLE LENGTH NOT TO EXCEED DRUM CAPACITY ( SEE TABLE )

REEL MODEL NUMBER

ML-2930-15 ( 50 FT. )  
ML-2930-14 ( 75 FT. )  
ML-3416-2 ( 100 FT. )

LENGTH NOT TO EXCEED CAPACITY  
N = NO CABLE

LENGTH "Y" NOT TO EXCEED CAPACITY  
N = NO CABLE

CABLE COLOR

C - CLEAR PLASTIC ( ONLY 1/8" AND 3/16" DIA )  
D - DAY-GLO RED ( ONLY 1/8" AND 3/16" DIA )  
E - YELLOW HYTREL ( ONLY 5/32" DIA )  
F - YELLOW VINYL ( ONLY 1/8" AND 5/32" DIA )  
H - HIGH VISIBILITY ORANGE ( ONLY 1/8" AND 3/16" DIA )  
O - SUPER DUTY ORANGE ( ONLY 3/16" DIA )  
T - SUPER DUTY CLEAR ( ONLY 1/8" DIA )

CABLE DIAMETER

2 - 1/8" DIA  
3 - 3/16" DIA  
4 - 5/32" DIA

CABLE END

IB - GROUNDING PLUG ( BRASS GTP-I097B )  
IS - GROUNDING PLUG ( STAINLESS STEEL GTP-I097S-I )  
2 - SUPER CLAMP ( GTP-I101 )  
3 - CLIP ( STANDARD GTP-I096C )  
4 - OTHER CLIP ( CUSTOMER SPECIFY )

CABLE TYPE  
( SEE BULLETIN 98 )

CABLE END TYPE  
( SEE BULLETIN 55 )

( [ ] / [ ] - [ ] - [ ] ) - [ ]

### EXAMPLE:

ML-2930-15-( 65/15-D-2 )-3-3

CABLE LENGTH IS 65 FEET WITH A 15 FOOT  
Y BRANCH ( AS SHOWN )

CABLE COLOR IS DAY-GLO RED WITH 1/8" DIA CABLE  
AND 2 GTP-I096C CLIPS

DRUM CAPACITY TABLE		
	DIAMETER	
	1/8 IN.	3/16 IN.
ML-2930-15	125 FT.	70 FT.
ML-2930-14	130 FT.	70 FT.
ML-3416-2	180 FT.	120 FT.

